

## Detection of gravity waves challenged

PHYSICS TODAY has published two long and informative articles on gravitational radiation.<sup>1,2</sup> Both articles fairly credit Joseph Weber for his pioneering analysis of the prospects for detection of gravitational radiation, and for the design and construction of detectors of gravity waves.

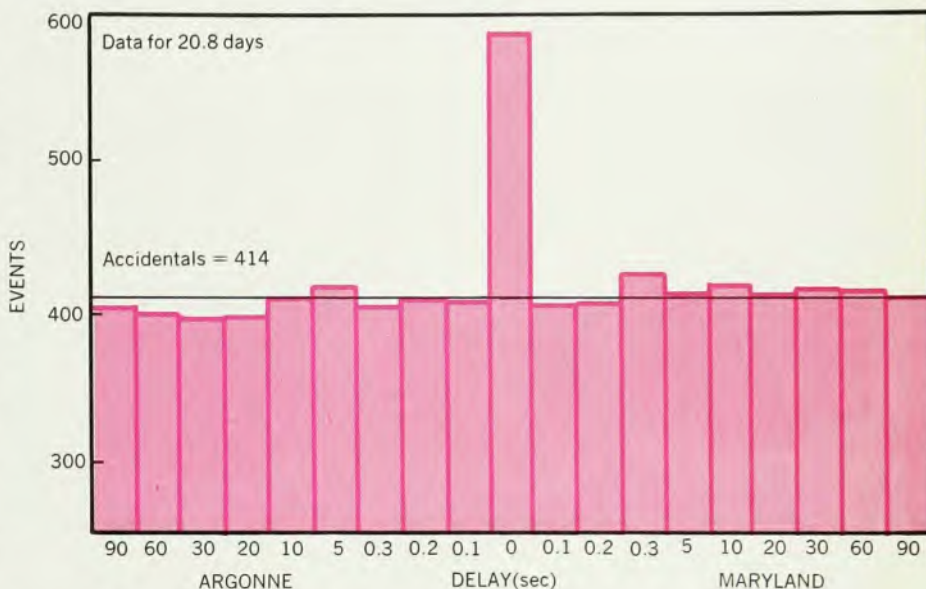
Your readers are probably unaware of the present situation, which I summarized in a paper presented at the "Fifth Cambridge Conference on Relativity" (CCR-5).<sup>3</sup> My paper concluded "that the Maryland group has published no credible evidence at all for their claim of detection of gravitational radiation."

I discussed Weber's experiment from two points of view:

- ▶ Can anything other than gravitational radiation have produced his delayed-coincidence plots, and
- ▶ Could gravity waves themselves have produced his delayed-coincidence plots?

With respect to the first point, David Douglass (CCR-5) discussed the details of the computer-programming error he had discovered in the latest and most persuasive data published<sup>4</sup> by the Maryland Group. The details of this error were communicated in a letter by Douglass to Weber, 14 September 1973, and the Maryland Group found and corrected the error within a week. The nature of the error is such that any above-threshold event in antenna A that occurred in the last or the first 0.1-sec time bin of a 1000-bin record is erroneously taken by the computer program as in coincidence with the next above-threshold event in channel B, and is ascribed the time of the latter event. Douglass showed that in a four-day tape available to him and included in the data of reference 4, nearly all of the so-called "real" coincidences of 1-5 June (within the 22 April to 5 June 1973 data) were created individually by this single programming error. Thus not only some phenomenon besides gravity waves *could*, but in fact *did* cause the zero-delay excess coincidence rate of figure 1.

With respect to the second point, figure 1 shows the "real" coincidences confined to a single 0.1-sec bin in the time-delay histogram. James L. Levine and I observed that the Maryland Group used a 1.6-Hz bandwidth "two-stage Butterworth filter."<sup>4</sup> We suspected



Coincident events as function of time delay; real events are zero-delay value minus accidentals (copied from figure 1c in ref. 4). Figure 1

that mechanical excitations of the antenna (whether caused by gravity waves or not) as a consequence of the 1.6-Hz bandwidth would not produce coincident events limited to a single 0.1-sec time bin. Levine has simulated the Maryland apparatus and computer algorithms to the best of the information available in reference 4 and has shown that the time-delay histogram for coincident pulses giving each antenna 0.3  $kT$  is by no means confined to a single 0.1-sec bin, but has the shape shown in figure 2.

Therefore, I claim that it has been demonstrated that the coincidence data of reference 4 *did not* result from gravity waves, and furthermore *could not* have resulted from gravity waves.

Two other facts were discussed at CCR-5 that should be more widely known:

First, Weber has revealed at international meetings (Warsaw, 1973, etc.) that he had detected a 2.6-standard-deviation excess in coincidence rate between a Maryland antenna and the antenna of David Douglass at the University of Rochester. Coincidence excess was located not at zero time delay but at "1.2 seconds," corresponding to a 1-sec intentional offset in the Rochester clock and a 150-millisecond clock error. At CCR-5 Douglass revealed, and

Weber agreed, that the Maryland Group had mistakenly assumed that the two antennas used the same time reference, whereas one was on Eastern Daylight Time and the other on Greenwich Mean Time. Therefore, the "significant" 2.6 standard deviation excess referred to gravity waves that took four hours, zero minutes and 1.2 seconds to travel between Maryland and Rochester.

Second, in view of the fact that Weber at CCR-5 explained that when the Maryland Group failed to find a positive coincidence excess "we try harder," and since in any case there has clearly been selection by the Maryland Group (with the publication of data showing positive coincidence excesses but with no publication of data that does not show such excesses), James L. Levine has considered an extreme example of such selections. In figure 3 is shown the combined histogram of "coincidences" between two independent streams of random computer-generated data. This "delay histogram" was obtained by partitioning the data into 40 segments. For each segment, "single events" were defined in each "channel" by assuming one of three thresholds, a, b or c. That combination of thresholds was chosen for each segment which gave the maximum "zero-





**NUPRO®**

# Bellows Sealed Valves

NUPRO "B" Series Bellows Valves offer the versatility you need to solve tough fluid handling problems...

- Choice of shut-off or regulating models
- Kel-F, vee or regulating stem tips
- Hand, toggle or air actuation
- SWAGELOK connections from 1/4" to 1/2", weld ends to 3/4"
- Service rating from vacuum to 1000 psi, cryogenics to 900°F
- Available in brass, 316 stainless steel, Monel

## "BK" SERIES



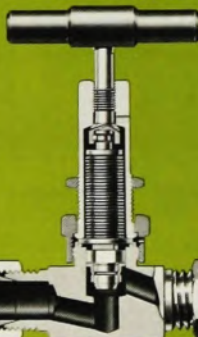
Soft seat design for repetitive, leak-tight shut-off.

## "BR" SERIES




Regulating stem combines precise control with metal-to-metal shut-off.

## "BG" SERIES



Gasketed design featuring all metal construction for use at higher temperatures or in applications where plastics are unsuitable.

## "BW" SERIES




All welded, hermetically sealed model for critical service, including thermal cycling. Stellite and 17-4PH stem inserts available for temperatures to 900°F.

## "BKT" SERIES



Toggle operated for quick, positive, soft seat shut-off.

## PISTON STYLE AIR-OPERATED MODELS




Normally open, normally closed and double acting cylinders operate "B" Series Bellows Valves to their maximum pressure and temperature ratings.


## MINIATURE AIR-OPERATED MODELS

1/4" "BK" Series valves available with normally open, normally closed and double acting diaphragm air operators.


Other NUPRO Bellows Valves are available in a wide choice of designs to span application requirements from instrumentation valving to precision metering and critical high pressure, high temperature service.



**NORMALLY CLOSED**



**NORMALLY OPEN**



**DOUBLE ACTING DIAPHRAGM**

These NUPRO products are all patented.

CREDITS: Monel, TM International Nickel/Kel-F, TM Minnesota Mining and Mfg./Stellite, TM Haynes Stellite Div. of Cabot Corp./17-4PH, TM Armco Steel.

©1972 MARKAD SERVICE CO./all rights reserved.

**NUPRO COMPANY • 4800 East 345th Street • Willoughby, Ohio 44094**

Circle No. 12 on Reader Service Card




# Which multichannel analyzer system is best for your current and future spectral analysis applications?

You know exactly what you want your multichannel analyzer system to do. But exactly which system is best for your use? Should it be computer-based? If so, what data reduction is required? Or will an economical, dedicated system suffice? What peripherals are available to best fill input/output requirements?

Confusing? Not if someone can tell you precisely why a certain system configuration will work best in your facility, as well as why and how you can plan your system now to meet future needs. Nuclear Data can answer your questions definitively, and then offer you a system, tailored just for you from the widest and most flexible selection of analyzer systems, software, and peripherals available.

The four systems shown represent only a sample of our capabilities. In fact, over half the multichannel analyzer systems in use today were manufactured by Nuclear Data. For more information, feel free to fill out the convenient reply card and return it to us.



The GeLi spectrum shown is the result of an ND4420 acquisition on a liquid sample taken from the main coolant of a nuclear reactor.

First Class  
Permit No. 268  
**Paid**  
Schaumburg  
Illinois

---

**Business Reply Mail**

No Postage Necessary if Mailed in the United States

---

Postage will be paid by



**NUCLEAR DATA, INC.**

Golf and Meacham Roads

Schaumburg, Illinois 60196



# ND4420

Nuclear Data's ND4420 Data Acquisition and Processing System is the most flexible and capable system yet devised for acquisition, storage, analysis, processing and readout of spectral data.

ND4420 is a fully computerized system, not simply a hardwired multichannel analyzer interfaced to a computer. With a totally integral, software controlled computer, application of the ND4420 is dictated only by the software package being used. ND4420 is currently available in five software configurations:

- Single/Dual Parameter Analysis

## DATA ACQUISITION AND PROCESSING SYSTEM

- Multiparameter Analysis.
- Single Parameter with Automatic Peak Search.
- Radionuclide Identification.
- Disk-based, Radionuclide Identification.

ND4420 Systems can simultaneously acquire and process data from up to 8 independent detectors (GeLi, NaI, etc.). While performing multiple data acquisitions, the system can also process conversational programs written in a higher level (FORTRAN type) language.

ND4420 Radionuclide Identification Systems are the only systems specifically designed for



automated measurement, identification, and reporting of radionuclides in effluents from nuclear power plants as recommended by Regulatory Guide 1.21. ND4420 Systems of this type are now in use throughout the world.

# ND4410

Nuclear Data's ND4410 is an unusually versatile, convenient, capable and yet low cost system for acquisition, storage, display and processing of single parameter spectral data.

ND4410 Systems offer a choice of acquisition accessories including 50 or 100 MHz ADC, time of flight, digiplex and multiple input analog routing. Input/output options include low or high speed paper tape, high speed

## DATA ACQUISITION AND PROCESSING SYSTEM

printer, magnetic tape cassette and industry standard 7 or 9 track magnetic tape.

ND4410 is a fully computerized analyzer system featuring a comprehensive software library. This library contains programs for all data acquisition, display, manipulation and input/output requirements including peak search with doublet resolution and isotope identification. And the ND4410 is upgradeable to the flexible ND4420 Data Acquisition and Processing System.



# ND100

Nuclear Data's ND100 System is the most powerful hardwired multichannel analyzer available. ND100 contains more needed nuclear data acquisition, manipulation, display and readout capability and flexibility than any other hardwired analyzer. Most capabilities are standard, not extra cost options. Some examples are:

- Convenient pushbutton operation.
- Comprehensive alphanumeric display of 9 system parameters.
- Three acquisition modes (PHA, MCS, LIST).

## MULTICHANNEL ANALYZER SYSTEM

- Spectrum overlap/normalize/strip.
- Display expansion and dual marker region of interest selection, intensification and integration.
- Exclusive hardcopy photoprint readout.
- Wide choice of input/output peripheral options.
- Energy calibration option for direct reading in KeV of the energy level in each channel.
- Exclusive built-in 4-wide NIM enclosure.




- Wide choice of signal handling options: dual parameter, digiplex, time of flight, signal averaging, multiple input multichannel scaling or analog routing.

# ND1200

Nuclear Data's ND1200 Series of Multichannel Analyzers are compact, low cost analyzers incorporating many of the capabilities found only in expensive hardwired analyzers. Some of its more notable functional capabilities include both

## SERIES OF MULTI-CHANNEL ANALYZERS

PHA and MCS acquisition, linear and logarithmic data display, display overlap/normalize and data transfer between memory halves or quarters. Each ND1200 System contains a completely solid state memory with choice of 256, 512 or 1024 channel capacity (field upgradeable).



**NUCLEAR DATA, INC.** Golf and Meacham Roads, Schaumburg, Illinois 60172

- |   |                                 |                                |
|---|---------------------------------|--------------------------------|
| <input type="checkbox"/> ND4420   | <input type="checkbox"/> ND100  | <input type="checkbox"/> Other |
| <input type="checkbox"/> ND4410   | <input type="checkbox"/> ND1200 |                                |
| <input type="checkbox"/> Please send me your new literature on the systems checked. |                                 |                                |
| <input type="checkbox"/> Please have a Nuclear Data Sales Engineer contact me.      |                                 |                                |

For immediate response, fill out the reply card and return it to us.

We invite you to visit Nuclear Data's booth during the 23rd Annual Physics Show—January 29-31, 1975—Anaheim Convention Center in Anaheim, California.

If you are unable to attend, please send for a copy of the new ND4420 Brochure or literature on any of our analyzer systems.

If the reply card has been removed, Circle No. 1 on Reader Service Card.

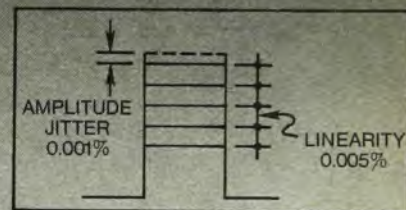
NAME	DEPT.
TITLE	
ORGANIZATION	
ADDRESS	
CITY	STATE
	ZIP



# PRECISION PULSE GENERATOR



MODEL PB-4



Jitter and Linearity Characteristics

The Model PB-4 provides unprecedented stability and versatility in a precision pulse generator. You can get **either** flat top or tail pulses with  $\pm 5$  ppm/ $^{\circ}$ C stability. The amplitude is adjustable with an integral linearity of  $\pm 50$  ppm and both rise and fall times are independently adjustable.

The Model PB-4 is ideal for high resolution spectroscopy and use with Berkeley Nucleonics' Model LG-1 Ramp Generator to produce a sliding pulse train.

The price is \$1595. For more information on this and other BNC pulse generators, phone (415) 527-1121 or write:



**Berkeley Nucleonics Corp.**  
1198 Tenth St.  
Berkeley, Ca. 94710

## letters

delay coincidence" rate for that segment. The result was 40 segments, each selected from one of nine "experiments." The 40 segments are summarized in figure 3, which shows a "six-standard-deviation" zero-delay excess. This "experiment" demonstrates in a simple manner the extreme importance of publishing the details of the selection of data in the processing algorithm that might be used by the Maryland Group in any future publications.

RICHARD L. GARWIN

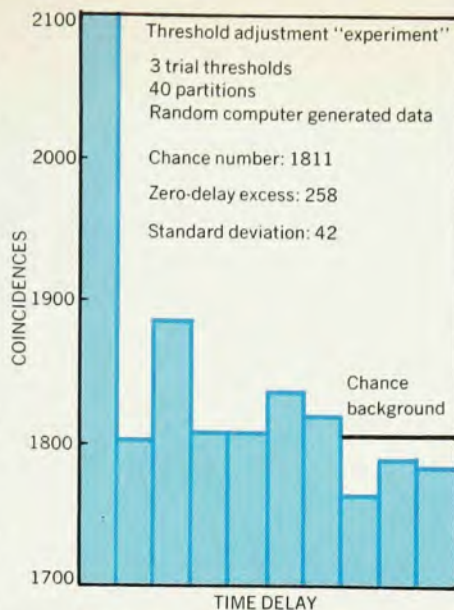
Thomas Watson Research Center  
Yorktown Heights, New York

## References

1. J. L. Logan, "Gravitational Waves—A Progress Report," *PHYSICS TODAY*, March 1973 (page 44).
2. T. J. Sejnowski, "Sources of Gravity Waves," *PHYSICS TODAY*, January 1974 (page 40).
3. R. L. Garwin, "The Evidence for Detection of Kiloherertz Gravitational Radiation," presented at the Fifth Cambridge Conference on Relativity (MIT) 10 June 1974. (Available from the author.)
4. J. Weber *et al*, *Phys. Rev. Lett.* 31, 779 (1973).

WEBER REPLIES: The reader who takes time to study Richard Garwin's letter and my reply will want to know what is really going on. Therefore, I will first give a brief account of Garwin's and my activities and then proceed to answer the criticism.

We at Maryland have developed an-



Coincident "events" as function of "time delay" between two sequences of random numbers. To show the possible effect of selection bias, one of three thresholds was chosen for each antenna for each of 40 data subsegments that maximized the zero-delay excess for the particular segment. Figure 3

tennas for gravitational radiation. Coincident changes in output of two widely separated antennas were reported in 1969. Others have been carrying out observations since 1972. Our antennas have a mass of one and a half tons.

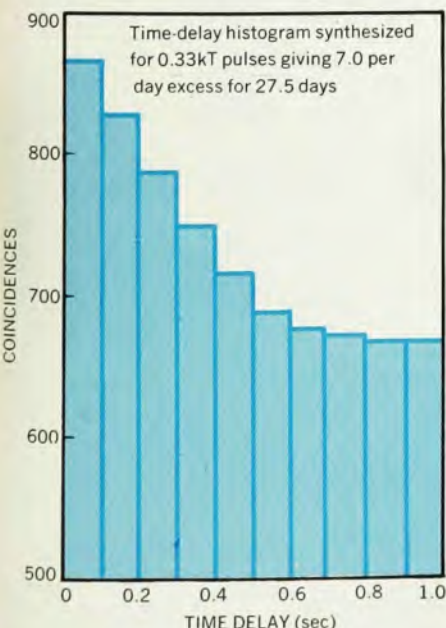
Richard Garwin is a respected scientist associated with the respected IBM Research Laboratory. He attempted to check our two-detector coincidence experiment by a search for sudden changes in output of one detector and obtained negative results. The real issue here is whether physicists can have a higher degree of confidence in the Garwin negative result than the results published by us.

The IBM detector (*Phys. Rev. Lett.* 31, 173, 1973) had a mass one tenth as great as our smallest operational detectors. Garwin apparently overlooked the great importance of temperature control or automatic tracking of his cylinder with a reference oscillator.

It is most unfortunate that for these reasons this IBM detector and a second one with mass 480 kg appear to be the least sensitive of nine operating installations.

Other physicists have joined me in wondering why there wasn't a very small fractional increase in cost to make the IBM installation the one with largest mass and highest sensitivity in the world. If this had been done, the IBM effort might have terminated the present controversy.

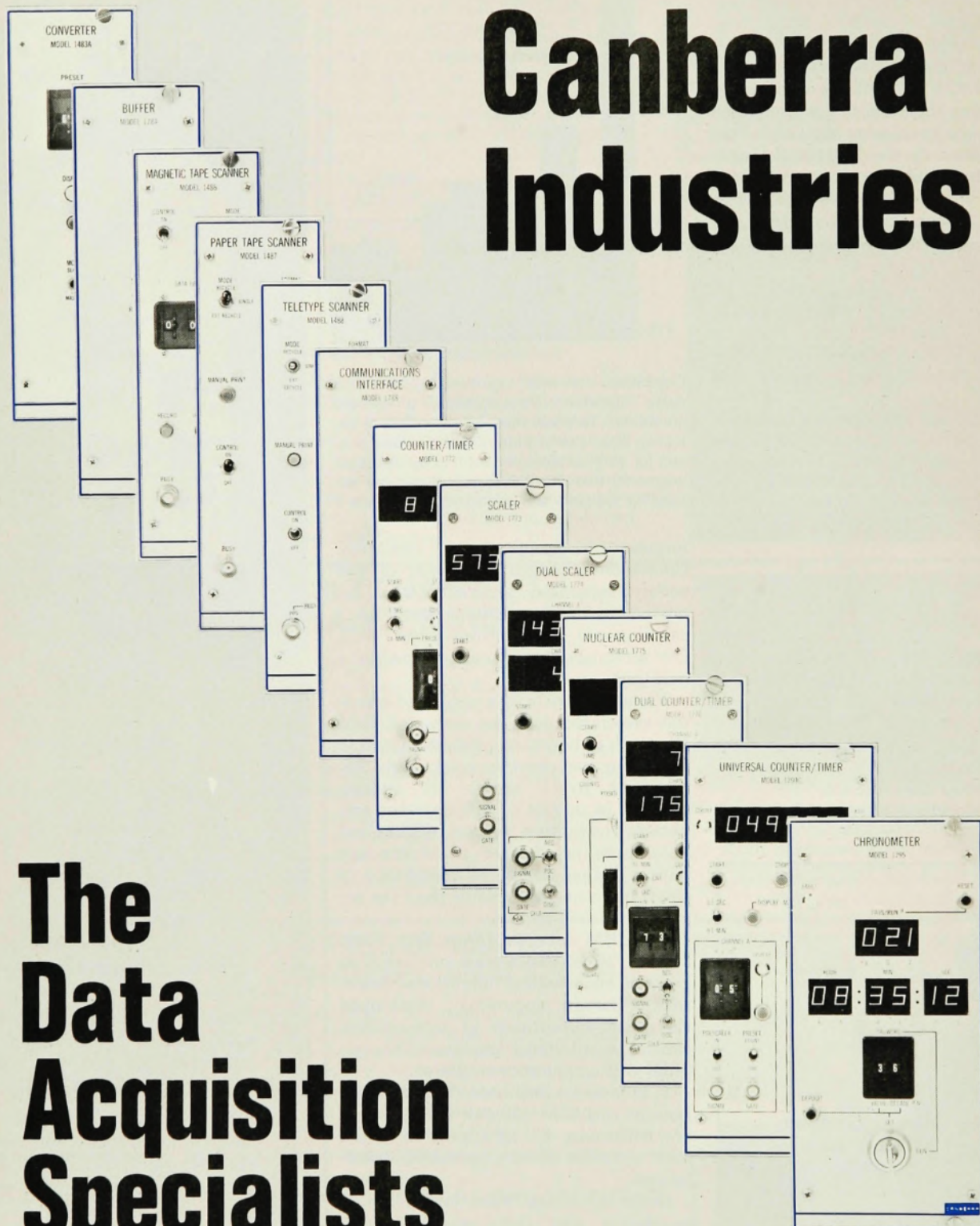
It is interesting that the one other group that has observed a statistically significant number of coincidences (Munich-Frascati), employed two de-



Coincident events as function of time delay expected for gravity waves exciting a pair of antennas incorporating 1.6-Hz bandwidth Butterworth filters. Figure 2



# Canberra Industries



## The Data Acquisition Specialists



CANBERRA INDUSTRIES, INC. / 45 Gracey Avenue / Meriden, Connecticut 06450

CANBERRA INSTRUMENTS LTD. / 223 Kings Road / Reading, Berkshire, England

CANBERRA ELEKTRONIK GmbH / 8012 Ottobrunn / Putzbrunner Strasse 12 / Munich, Germany

Circle No. 14 on Reader Service Card



## letters

tectors having the same mass as the Maryland antennas and similar instrumentation.

Garwin has not analyzed any of our tapes and has not studied our computer programs. I deeply regret having to say that his analyses and statements about our experiments are not correct. For example, his equation 2 (*Phys. Rev. Letters* 31, 178, 1973) cannot be correct because the detector relaxation time is not contained in it. A detector with infinite relaxation time will never cross threshold and never give a false alarm. Garwin has not correctly reported my remarks at CCR-5.

I do not write any computer programs and do not process any tapes. My first-hand knowledge of our experiments is based entirely on other data including real-time counting and pen-and-ink records. We have never reported results in publications or at meetings based entirely on computer analysis of one series of tapes. Programming errors cannot therefore change the character of our conclusions.

Our computing staff has done an enormous amount of excellent work with surprisingly few errors. I take pride in the statement of Garwin that "they [University of Maryland] acknowledged an error within a week." If significant errors are made by our computing staff, the responsibility is mine. Arrangements were made to have our programs checked long before questions were raised.

We sent several copies of one tape, our number 217, to other laboratories for analysis, and there was an error in one of our programs. However, two of the other laboratories processed the tape incorrectly making larger errors than ours and these incorrect results were widely disseminated by Garwin. Subsequently all groups reached reasonable agreement. This required 14 months. As a result we have documentation supplied by physicists at other laboratories, checking our programs. Such documents confirm that the event rate for tape 217, the one discussed by Garwin, is 8 per day, in agreement with our published data, after we corrected the error and all other known corrections are applied. Copies of these documents have been sent to editors and other workers in this field.

Our error was acknowledged and corrected data published in the *Proceedings of the Paris Relativity Conference* CNRS 220, June 1973, and CCR-5 Cambridge 1974, GR7 Tel Aviv, June, 1974, *Proceedings of the Tel Aviv Conference*, and other publications in press. The Tel Aviv Conference Proceedings preprint also gives data on periods when no coincidences are observed and answers the questions raised by Garwin con-

cerning selection of data, histogram widths, and calibration.

Garwin's remarks refer to experiments involving two antennas at 1661 Hz and also to unpublished data on experiments involving antennas at 1661 Hz and 710 Hz. For the latter experiments we have reported a zero-delay excess of coincidences over accidentals, but have not claimed a positive result in open-literature publications or at meetings. Review of these data, applying all known corrections, leads us to conclude that there is a zero-delay excess, which is in fact larger than reported at Warsaw in 1973.

Computing errors have been an important factor in the politics but not in the physics of our experiment.

JOSEPH WEBER  
University of Maryland  
College Park, Maryland

## Journal pecking order

Herbert Inhaber's article, "Is there a pecking order in physics journals?" (May, page 39) was mildly interesting and comforting, I suppose, to AIP, though it contained no surprises. No surprises? Inhaber thought he had one surprise—the first-place ranking of *Review of Modern Physics* in "immediacy index." This comes as no surprise to most physicists. There is one and only one reason for RMP's first-place ranking on immediacy. That is the appearance (annually until 1970 and now in odd years) of the "Review of Particle Properties" by the Particle Data Group. This Landolt-Bornstein of the high-energy physics world is the single most cited paper in RMP. The choice of 1969 as the comparison year also helped RMP's score. There were only 21 papers published in RMP that year, down from 70 in 1967 and 55 in 1968 (the average for the last 4 years has been 15.5).

Incidentally, if Inhaber had chosen 1972 for his comparison year, *Physics Letters* would have shown a high "immediacy index." It had the "Review of Particle Properties" that year. *Physics Letters* would then have been judged to obey the correct (that is, expected) pattern for immediacy, but for the wrong (?) reasons!

J. D. JACKSON  
University of California  
Berkeley, California

THE AUTHOR COMMENTS: Jackson is correct in his first paragraph. The high "immediacy index" of RMP in 1969 was primarily due to the article by N. Barash-Schmidt and others of the Particle Data Group, which accounted for about 60% of the same-year citations in 1969. The same situation probably prevailed in 1970, when A. Barbaro-Galtieri *et al* received even more citations in the

**BUILD THEM BETTER AND  
CHEAPER IN YOUR  
MACHINE SHOP?**

## PRECISION



**\$75**

**Model  
420-05**

Precision ball movement on hardened ways. Unique dovetail track mounting of the drive mechanism allows either right or left hand drive configuration and the drive block to be positioned anywhere along the sides of the stage. The Model 420-0.5 shown here is 3x3x1" in size and incorporates a 1/2" drive micrometer (\$75). Also available with a 1" travel screw drive (420-S1 at \$65). Larger 2" movement version with 1" micrometer travel 430-1 (\$95), and with 2" micrometer 430-2 (\$120). All versions stackable.

## LOW COST

**\$35**

**from \$26**

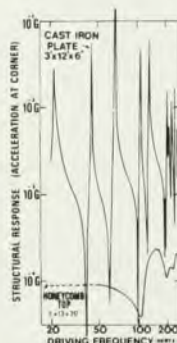


**Kinematic &  
Orthogonal**

**Model  
MM-2-B**

- MM-1 1"x1" mini mount \$29
  - MM-2 2"x2" as shown (without base) can be used as a tilt table \$26
  - MM-2-0 has 1.25" aperture; ideal for 1" mirror, lens, or beamsplitter (\$30)
- With base, MM-2-B \$35, MM-2-0-B \$39  
Rotational Stage \$45

## ADVANCED TECHNOLOGY TABLE SYSTEMS



Four years ago, NRC was a newcomer. Today, NRC outsells all its competitors four times over. Why? NRC vibration isolated table systems offer orders of magnitude better performance, immediate delivery and competitive pricing.

Curve shows unmatched dynamic rigidity of NRC table top with proprietary internal damping system — the only effective system against typical acoustic excitations!



**NRC offers  
the finest for less**



**NEWPORT RESEARCH  
CORPORATION**

18235 Mt. Baldy Circle, Fountain Valley, Calif. 92708  
Phone (714) 962-7701

Circle No. 15 on Reader Service Card